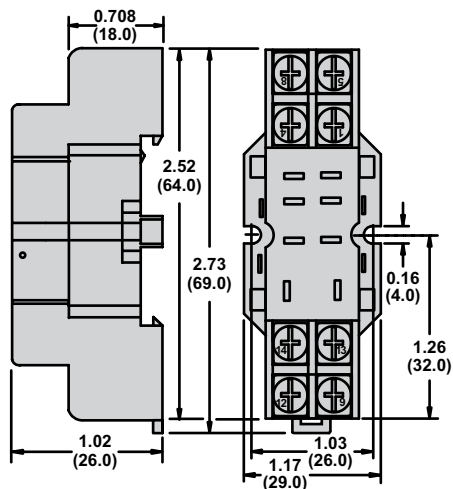


Socket Specifications

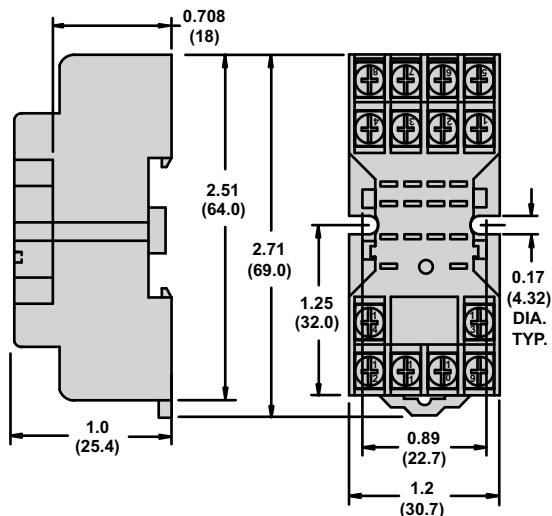
Part Number	70-459-1	70-461-1	70-463-1
Contact Configuration	DPDT	4PDT	3PDT
Number of Terminals	8	14	11
Mounting Style	Panel / DIN rail	Panel / DIN rail	Panel / DIN rail
Current Rating	10 A	10 A	15 A
Nominal Voltage Rating	300 V	300 V	300 V
Temperature Storage Range	-40 – +105 °C (-40 – +221 °F)	-40 – +105 °C (-40 – +221 °F)	-40 – +105 °C (-40 – +221 °F)
Protection Category (Finger-safe™)	–	–	–
Internal Metal Tracks	Copper Alloy, Zinc Plated	Copper Alloy, Zinc Plated	Copper Alloy, Zinc Plated
Screw Terminals	Steel, Zinc Plated	Steel, Zinc Plated	Steel, Zinc Plated
Screw Style	Combination Head	Combination Head	Combination Head
Screw Size	M3.5 mm	M3 mm	M3.5 mm
Maximum Screw Torque	9 Lb-in / 1.0 N•m	7 Lb-in / 0.8 N•m	9 Lb-in / 1.0 N•m
Terminal Connection	Screw Clamping	Elevator	Screw Clamping
Terminal Layout	Mix	Separate	Mix
Maximum Wire Size	<b>Solid Cu:</b> 12 / 14 (2) AWG, 4 / 2.5 (2) mm <sup>2</sup> <b>Stranded Cu:</b> 12 / 14 (2) AWG, 4 / 2.5 (2) mm <sup>2</sup>	<b>Solid Cu:</b> 14 / 16 (2) AWG, 2.5 / 1.5 (2) mm <sup>2</sup> <b>Stranded Cu:</b> 14 / 16 (2) AWG, 2.5 / 1.5 (2) mm <sup>2</sup>	<b>Solid Cu:</b> 12 / 14 (2) AWG, 4 / 2.5 (2) mm <sup>2</sup> <b>Stranded Cu:</b> 12 / 14 (2) AWG, 4 / 2.5 (2) mm <sup>2</sup>
DIN Rail Mounting, EN 60715	35 mm	35 mm	35 mm
Chassis Mount Screw Torque	7 Lb-in / 0.8 N•m	7 Lb-in / 0.8 N•m	7 Lb-in / 0.8 N•m
Flammability Rating	94V-0	94V-0	94V-0
Weight	50 g (1.76 oz)	50 g (1.76 oz)	51 g (1.79 oz)
Agency Approvals	UL (E70550), CE, CSA (LR97899), RoHS	UL (E70550), CE, CSA (LR97899), RoHS	UL (E70550), CE, CSA (LR97899), RoHS

Dimensions — inches (millimeters)

70-459-1

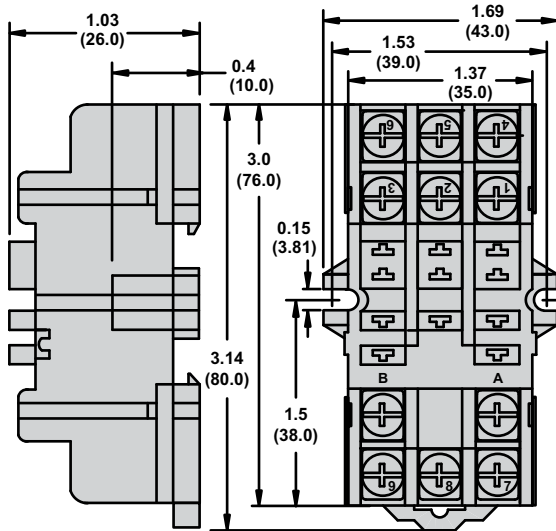


70-461-1



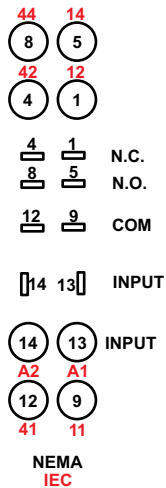
Dimensions — inches (millimeters)

70-463-1

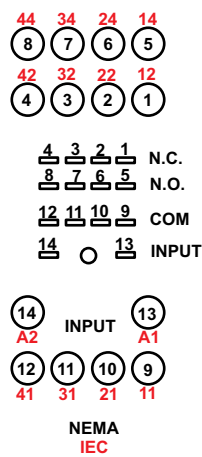


Wiring Diagrams

70-459-1



70-461-1



70-463-1

